

第十一屆香港知識產權研討會  
The 11<sup>th</sup> HongKong IP Conference  
2019. 8 2-3

---

Panel Discussion - II  
知識產權 – 大灣區視角

**IP – Greater Bay Area Perspective**

Panelist:

- ✦ Dr. Haitian LU 陆海天 – Associate Dean, Faculty of Business, The Hong Kong Polytechnic University
- ✦ Mr. Peter Kam-Fai CHEUNG 张锦辉 – SBS, Barrister
- ✦ Prof. Yuanjia HU 胡元佳 – Associate Professor and Programme Coordinator, Medicinal Administration, University of Macau
- ✦ Mr. Alan CHIU 赵之威 – Managing Partner, Ella Cheong & Alan Chiu, Solicitors & Notaries
- ✦ Mr. William Ching-Wan LAM 林靖寰 – Senior Partner, Hui & Lam LLP
- ✦ Mr. Johnson Chung-Shun LAM 林钟逊 – President, AIIPS; Partner, Hui & Lam LLP



# 四个综合性国家创新中心

## China National Innovation Hubs



Hongkong's  
Role?



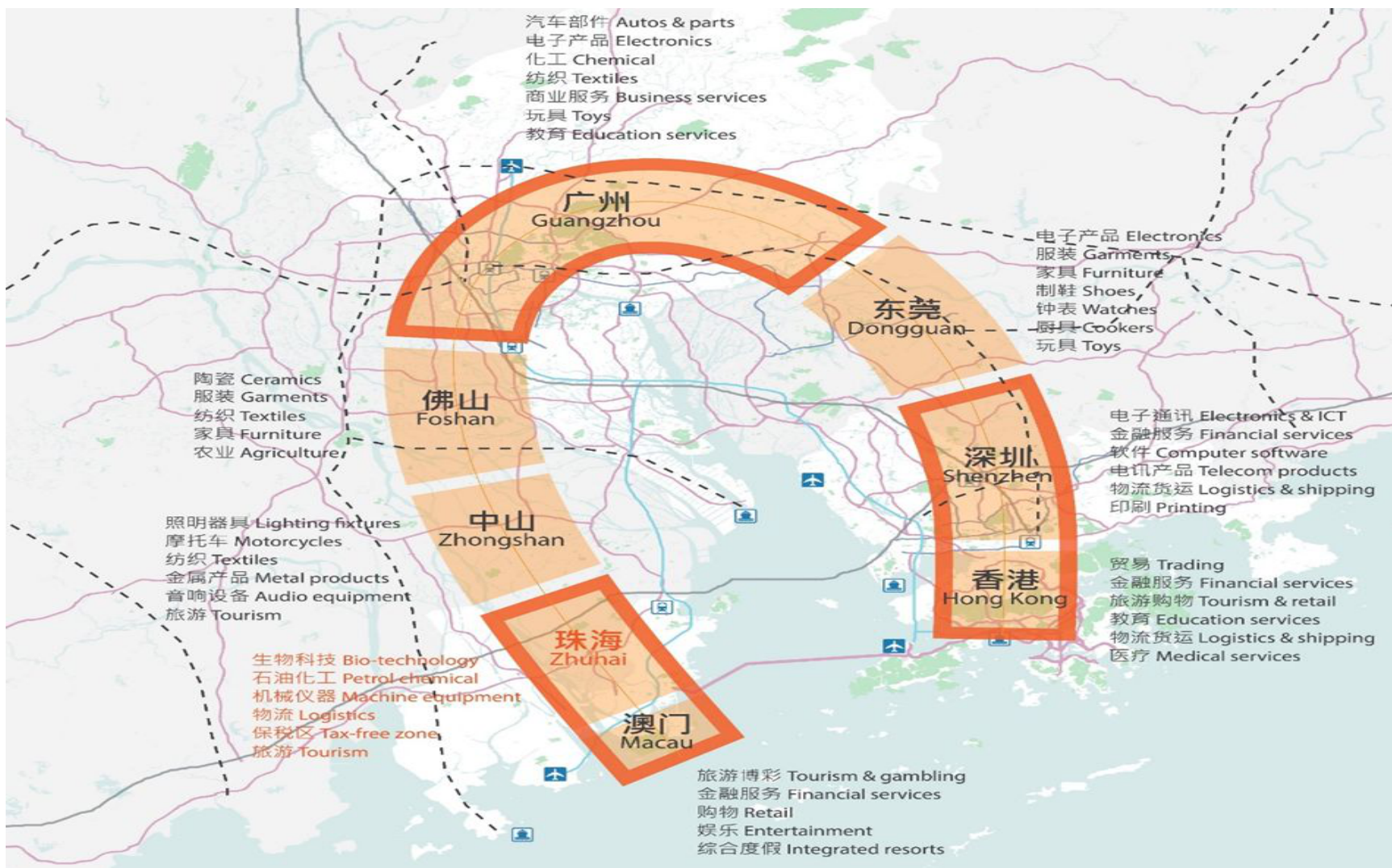
GD-HK-Macao  
粤港澳综合性国家创新中心

仅供内部学习参考， 请勿复制



# 粤港澳大湾区未来产业集群布局?

Guangdong – Hongkong-Macao Greater Bay Sci & Tech Hub



仅供内部学习参考， 请勿复制



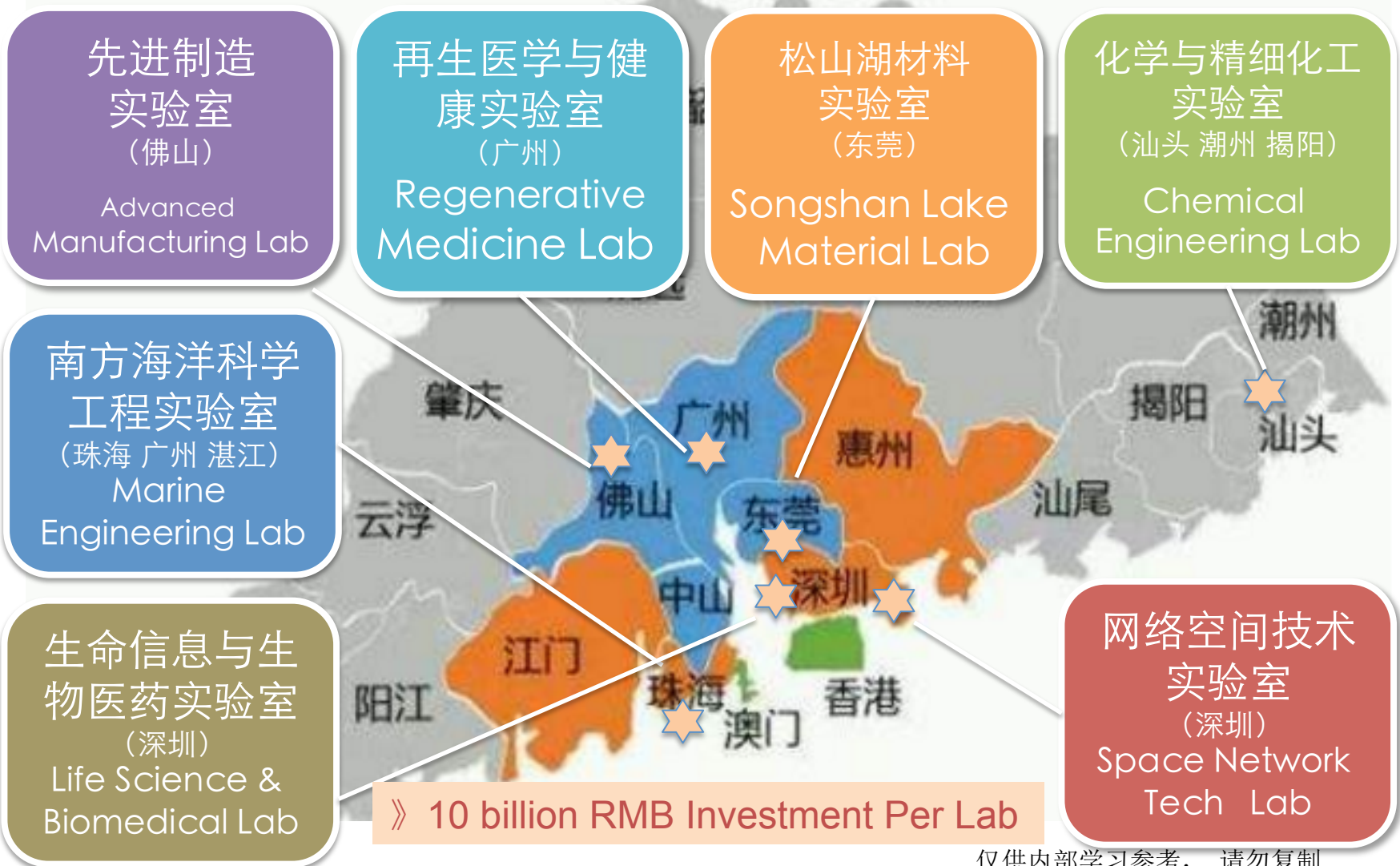
# 粤港澳地区人均收入

## 2018年广东省各市GDP排行榜

总量排名	地区	2018年GDP总量 (亿元)	2017年GDP总量 (亿元)	增长 (%)	人均GDP (万元)
1	深圳市	24221.98	22438.39	7.6	19.33
2	广州市	22859.35	21503.15	6.2	15.77
3	佛山市	9935.88	9549.60	6.3	12.98
4	东莞市	8278.59	7582.12	7.4	9.92
5	惠州市	4103.05	3830.58	6.0	8.59
6	中山市	3632.70	3450.31	5.9	11.14
7	茂名市	3092.18	2924.21	5.5	4.98
8	湛江市	3008.39	2824.03	6.0	4.12
9	珠海市	2914.74	2564.73	8.0	16.51
10	江门市	2900.41	2690.25	7.8	6.36



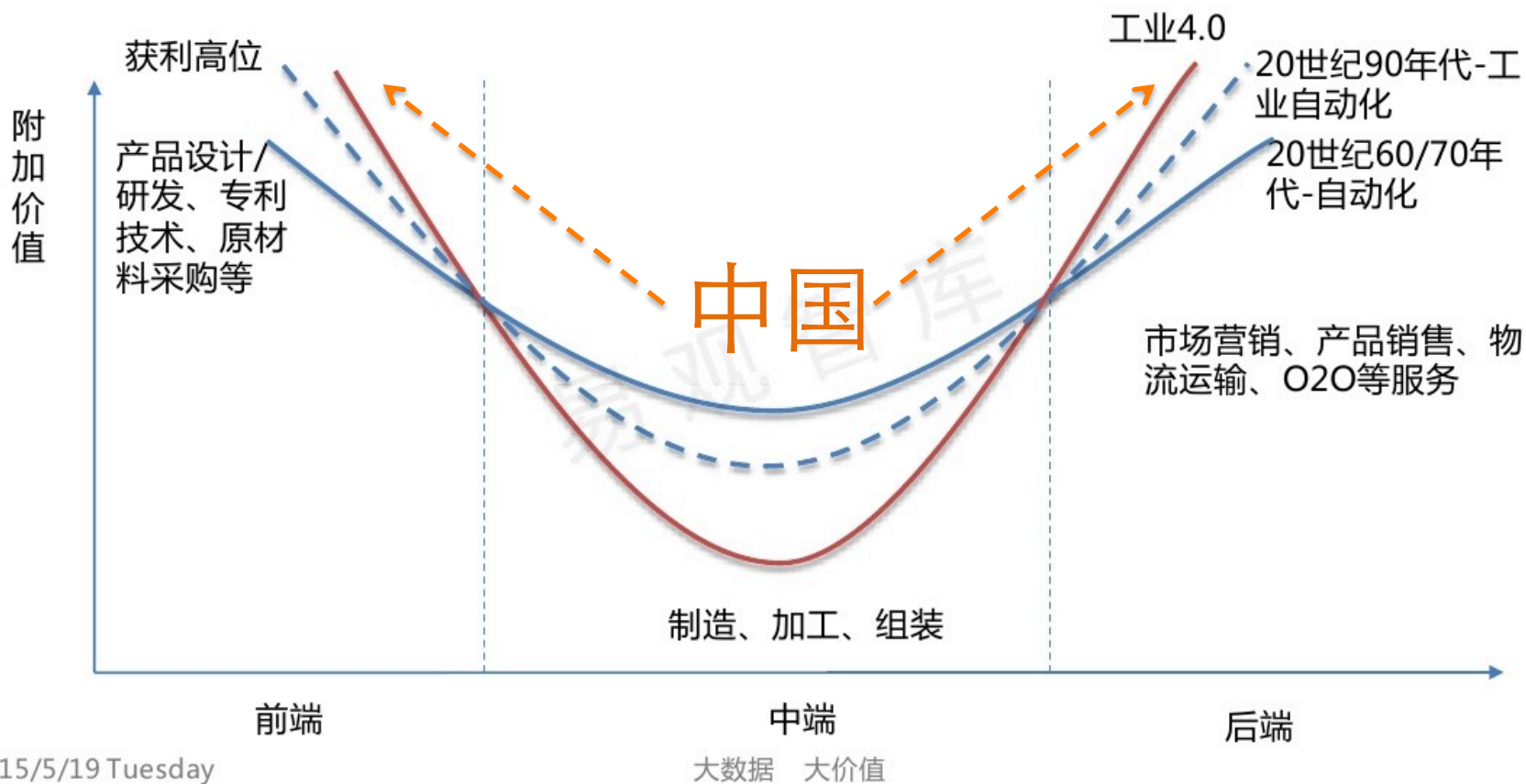
# Guangdong Innovation Hub – 7 New Labs



# 中国在全球产业价值链的地位

美日欧

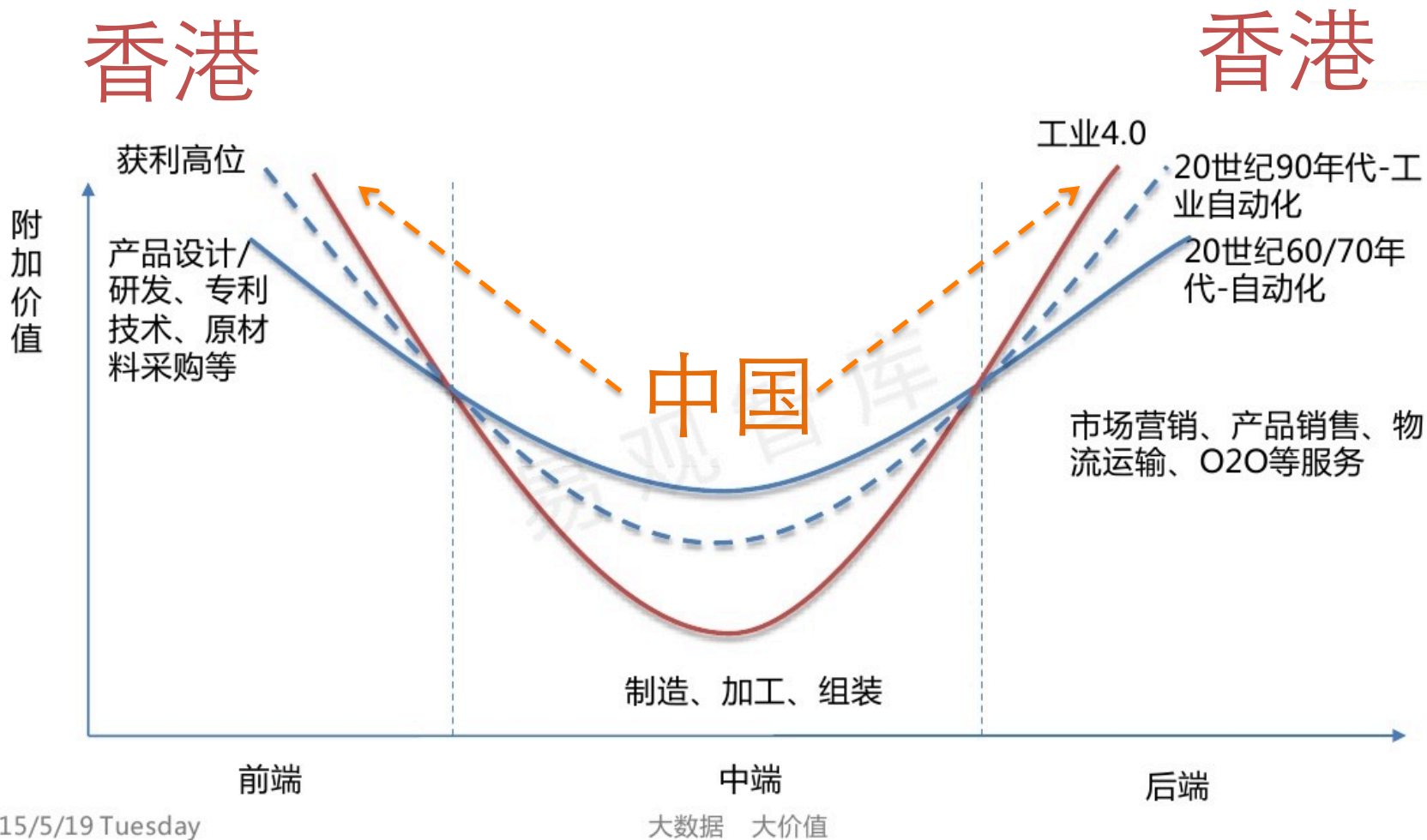
美日欧



2015/5/19 Tuesday



# 香港在全球产业价值链的地位




2015/5/19 Tuesday





# HK 生态链 – HK Value Chain

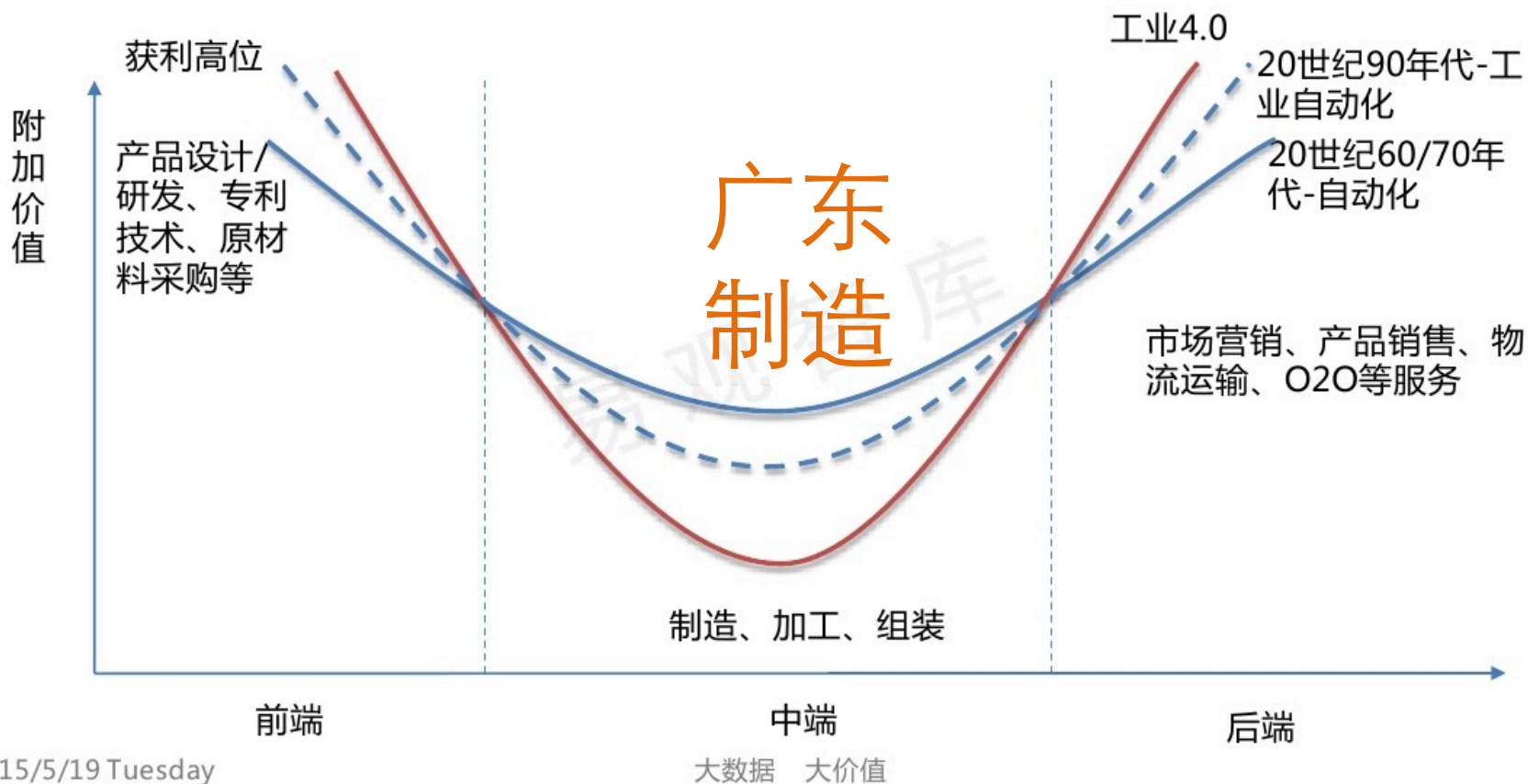
“Designed by HK” – A Shared Brand Strategy?



# 香港在全球产业价值链的地位

## 香港 Design

## 香港 Channel



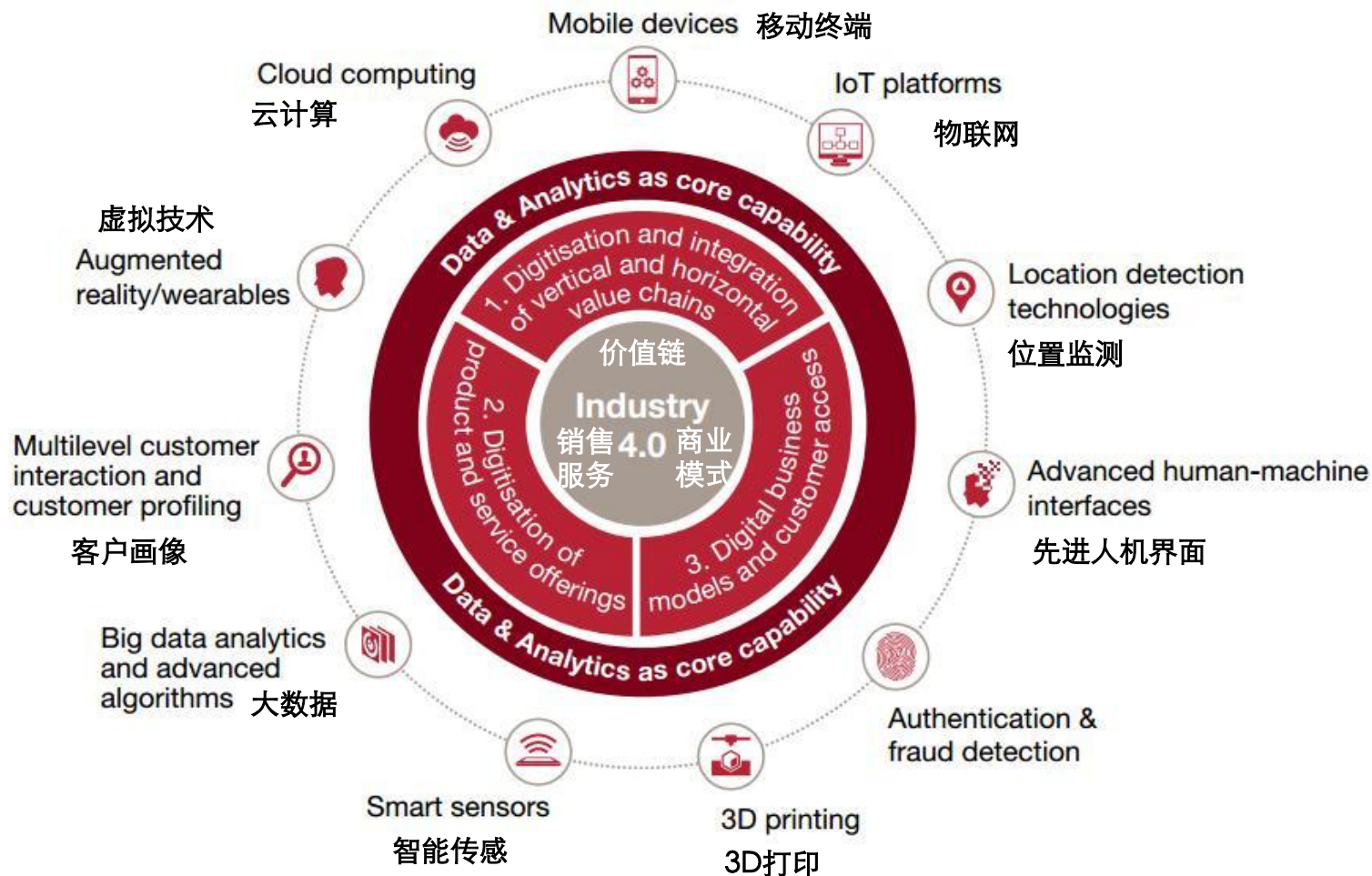
2015/5/19 Tuesday

仅供内部学习参考，请勿复制

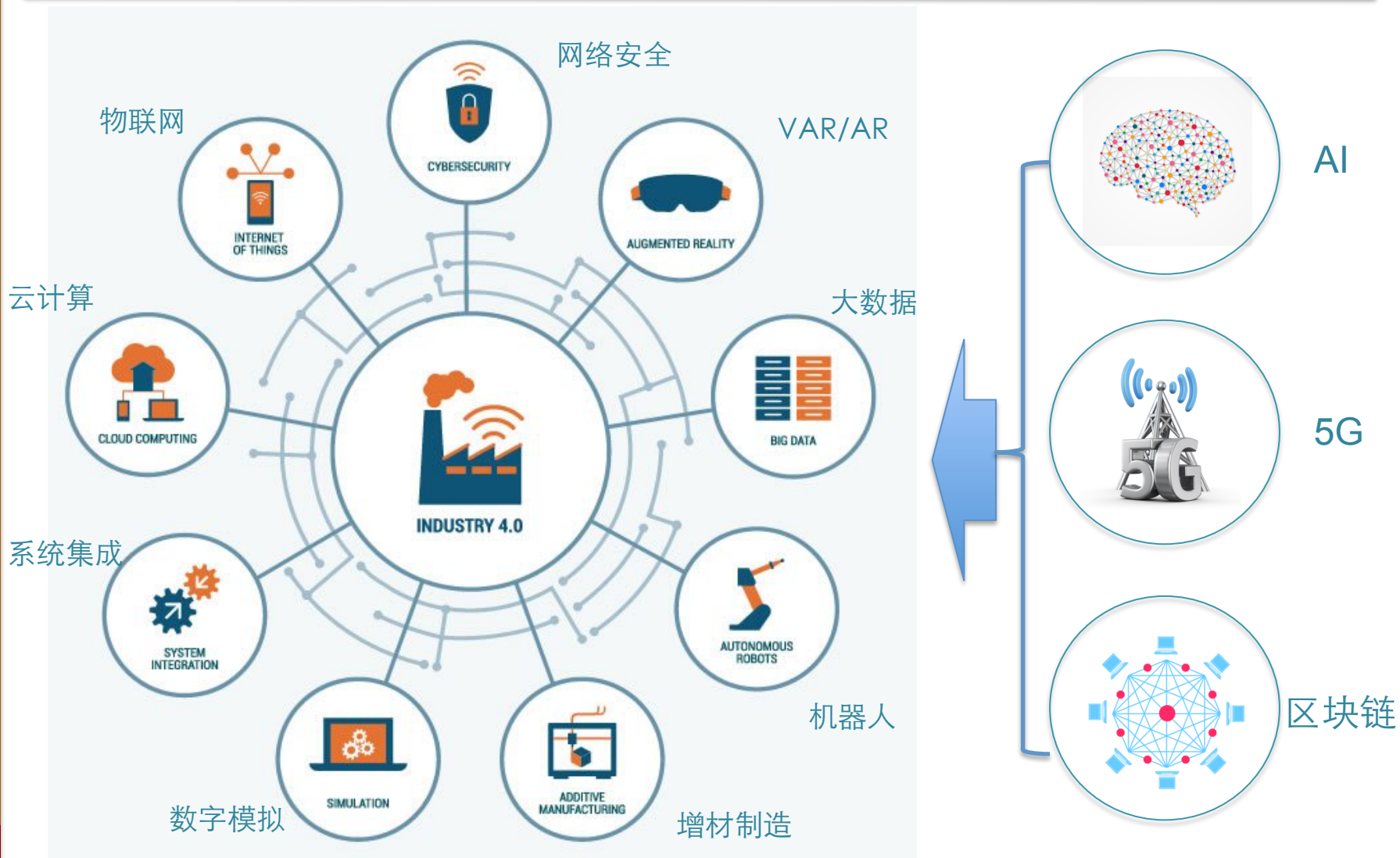


# Industry 4.0 – 工业4.0构架

## Industry 4.0 framework and contributing digital technologies



# 第四次工业革命的赋能技术

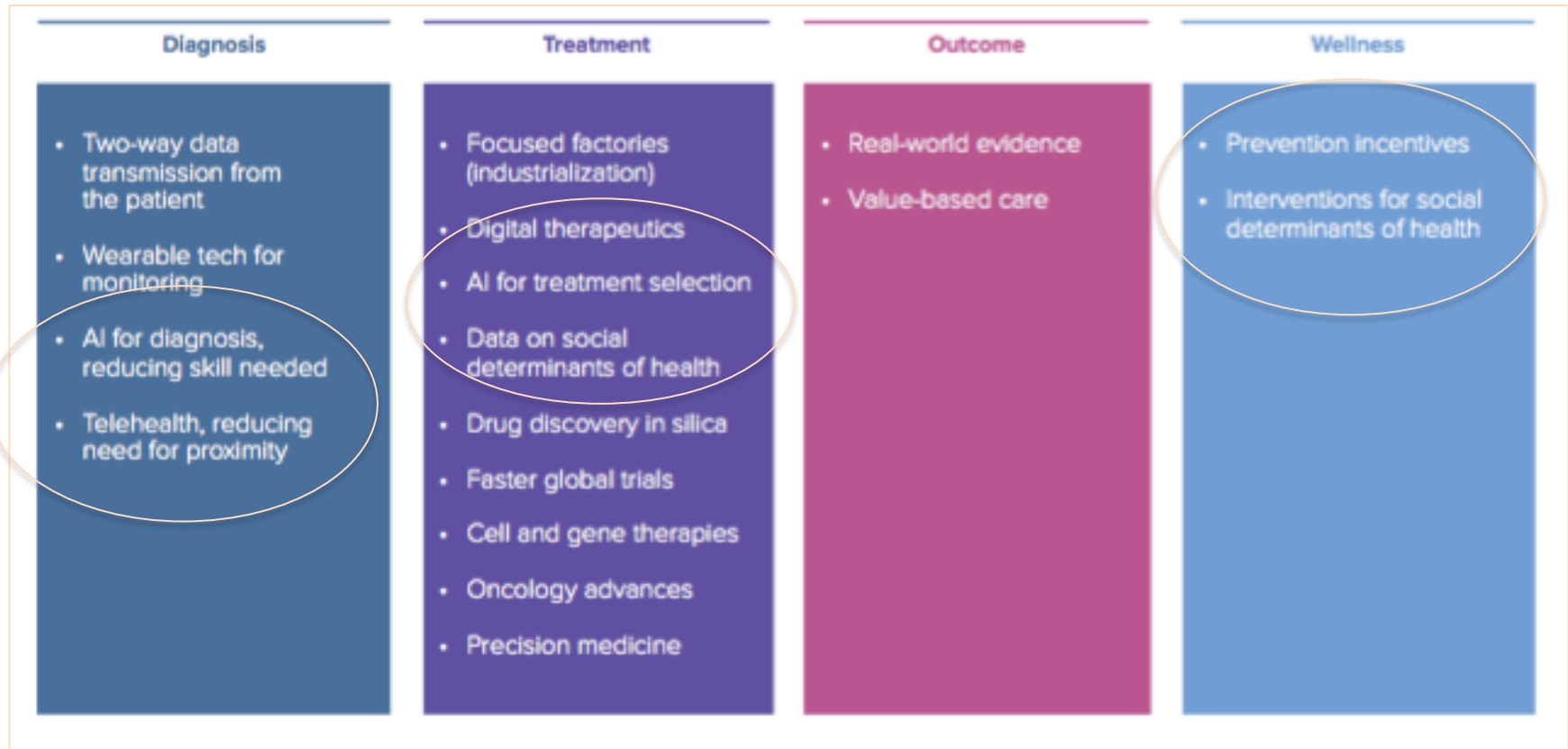


仅供内部学习参考， 请勿复制



# HK as a Healthcare Innovation Hub?

## Emerging Healthcare Opportunities



# BOSTON生物医药产业集群

## 813 TOTAL NUMBER OF LIFE SCIENCES COMPANIES IN BOSTON CLUSTER

生命科技公司 - 813家

Biotechnology Therapeutics companies 生物医药	415	Food/AgTech/Vet companies 营养食品	18
Biotechnology service companies 生物医 疗服务	208	CRO/CMO	57
Pharmaceutical companies 医药	21	Global headquarters 全球总部	118
Medtech companies 医疗技术	150	Regional headquarters 区域总部	15

市值	
> 50亿美元	11
10-50亿\$	15
5-10亿\$	20
2.5-5亿	21
2.5亿\$<	86

生物医药领域	机构数
孵化器 / 加速器	20
风投机构	55
其他金融机构	13
接受A轮投资	50 / 20亿\$

### Venture Capital Investment In Mass. Biopharma

In billions of dollars



Source: PwC Money Tree Report via Massachusetts Biotechnology Council  
BioPharma includes biotechnology, drug discovery, drug development, and pharmaceuticals/drugs.



# Hongkong Economic Data

Population: ~7.5M

Evolution: Annual GDP Hong Kong			Evolution: GDP per capita Hong Kong		
Date	Annual GDP	GDP Growth (%)	Date	GDP per capita	GDP P.C. Annual Growth
2018	363,031M.\$	3.0%	2018	48,517\$	5.3%
2017	341,679M.\$	3.8%	2017	46,091\$	6.0%
2016	320,877M.\$	2.2%	2016	43,496\$	2.8%
2015	309,359M.\$	2.4%	2015	42,322\$	5.3%
2014	291,438M.\$	2.8%	2014	40,182\$	5.1%
2013	275,673M.\$	3.1%	2013	38,230\$	4.4%
2012	262,601M.\$	1.7%	2012	36,620\$	4.8%
2011	248,484M.\$	5.0%	2011	34,951\$	7.8%
2010	228,644M.\$	7.0%	2010	32,422\$	6.0%
2009	214,048M.\$	-2.6%	2009	30,594\$	-2.8%
2008	219,279M.\$	2.3%	2008	31,488\$	3.3%



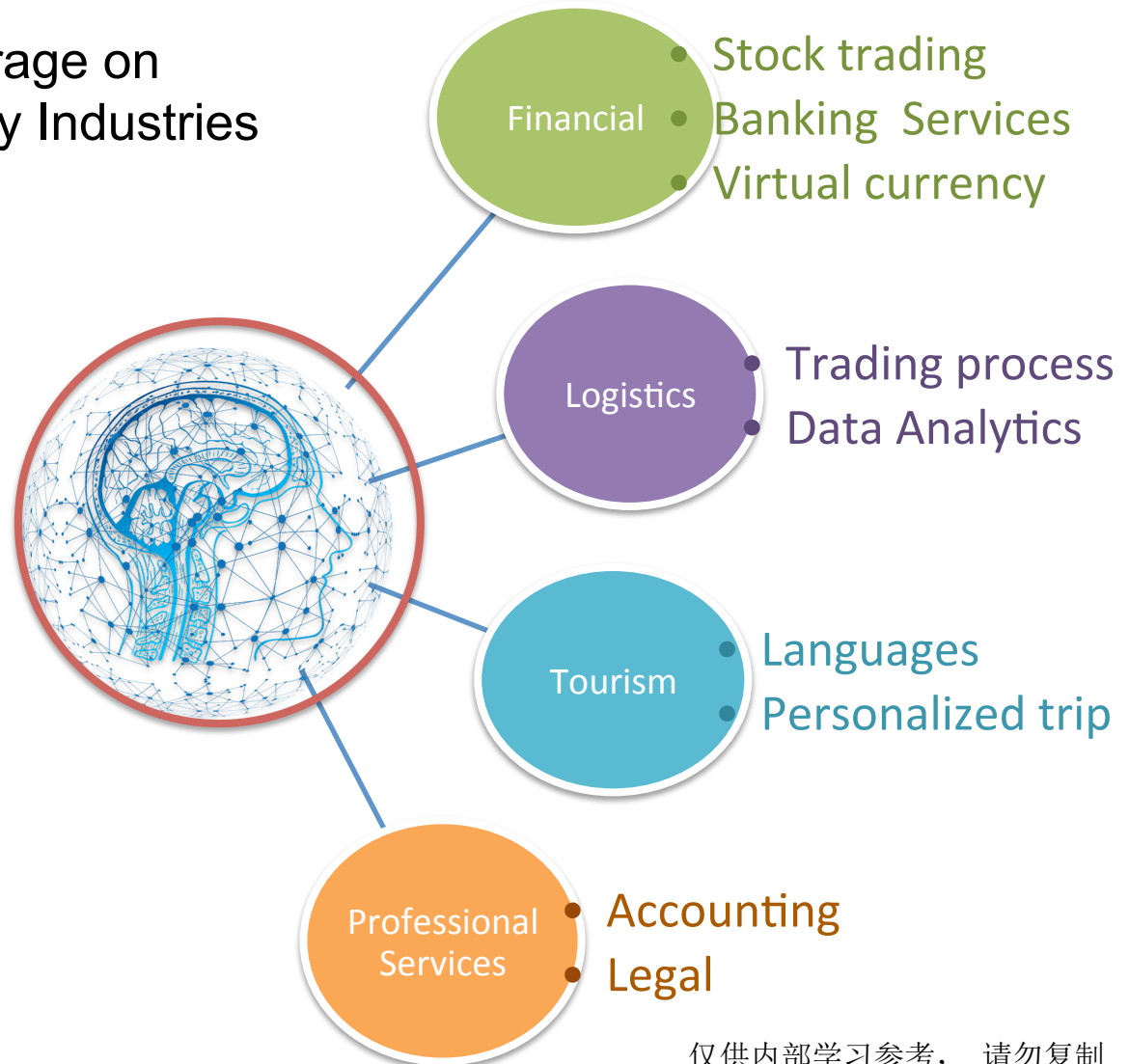
# Hongkong 4 Key Industries Data

Percentage share (%) #	Revenue					Employment				
	2013	2014	2015	2016	2017	2013	2014	2015	2016	2017
<b>(1) Financial services</b>	<b>16.5</b>	<b>16.7</b>	<b>17.6</b>	<b>17.7</b>	<b>18.9</b>	<b>6.2</b>	<b>6.3</b>	<b>6.5</b>	<b>6.7</b>	<b>6.8</b>
Banking	10.4	10.5	11.1	11.2	12.2	2.6	2.6	2.7	2.7	2.7
Insurance	2.9	3	3.2	3.7	3.7	1.3	1.4	1.5	1.6	1.7
Other (stock brokerage, asset management, finance leasing; and investment and holding companies)	3.2	3.2	3.3	2.9	3	2.3	2.3	2.3	2.3	2.4
<b>(2) Tourism</b>	<b>5</b>	<b>5.1</b>	<b>5</b>	<b>4.6</b>	<b>4.5</b>	<b>7.3</b>	<b>7.2</b>	<b>7</b>	<b>6.9</b>	<b>6.7</b>
(A) Inbound tourism	4.2	4.2	4	3.7	3.6	6.4	6.4	6.2	6	5.9
(B) Outbound tourism	0.8	0.9	1	0.9	0.9	0.9	0.8	0.9	0.9	0.9
<b>(3) Trading and Logistics</b>	<b>23.9</b>	<b>23.4</b>	<b>22.3</b>	<b>21.6</b>	<b>21.5</b>	<b>20.6</b>	<b>20.4</b>	<b>19.8</b>	<b>19.3</b>	<b>19</b>
(A) Trading	20.6	20	18.9	18.5	18.3	15.5	15.4	15	14.7	14.3
(B) Logistics	3.2	3.4	3.3	3.2	3.2	5.1	5	4.8	4.6	4.7
<b>(4) Professional Services and Other Producer Services</b>	<b>12.4</b>	<b>12.4</b>	<b>12.3</b>	<b>12.5</b>	<b>12.2</b>	<b>13.3</b>	<b>13.6</b>	<b>13.8</b>	<b>14</b>	<b>14</b>
(A) Professional services	4.8	4.8	4.8	4.9	4.7	5.5	5.6	5.6	5.7	5.8
Legal, accounting and auditing services	1.2	1.3	1.3	1.4	1.4	1.3	1.3	1.4	1.4	1.4
Architecture, engineering, research development; management, consultancy	1.9	2	2	2	1.9	2	2	2.1	2.1	2.1
Other professional services (IT, advertising and specialised design)	1.6	1.6	1.6	1.5	1.5	2.1	2.2	2.2	2.2	2.3
<u>(B) Other producer services</u>	7.6	7.5	7.5	7.6	7.5	7.8	8	8.2	8.3	8.3
<b>Four Key Industries = (1)+(2)+(3)+(4)</b>	<b>57.8</b>	<b>57.5</b>	<b>57.2</b>	<b>56.6</b>	<b>57.1</b>	<b>47.4</b>	<b>47.5</b>	<b>47.2</b>	<b>46.9</b>	<b>46.6</b>



# Opportunity in AI age

Revitalize and leverage on  
Hongkong's four key Industries



# HongKong's Role in BBA

Hongkong's competitive Advantage

- Legal System;
- Financial System;
- Education, R&D

What's Hongkong Should-Do

- What to Lead?
- What to participate?
- What Technology/Business Sectors?

How to do it

- New Initiatives
- Learn from the partners

Action Item

• ?

第十一屆香港知識產權研討會  
The 11<sup>th</sup> HongKong IP Conference  
2019. 8 2-3

---

Panel Discussion - II  
知識產權 – 大灣區視角

**IP – Greater Bay Area Perspective**

Panelist:

- ✦ Dr. Haitian LU 陆海天 – Associate Dean, Faculty of Business, The Hong Kong Polytechnic University
- ✦ Mr. Peter Kam-Fai CHEUNG 张锦辉 – SBS, Barrister
- ✦ Prof. Yuanjia HU 胡元佳 – Associate Professor and Programm Coordinator, Medicinal Administration, University of Macau
- ✦ Mr. Alan CHIU 赵之威 – Managing Partner, Ella Cheong & Alan Chiu, Solicitors & Notaries
- ✦ Mr. William Ching-Wan LAM 林靖寰 – Senior Partner, Hui & Lam LLP
- ✦ Mr. Johnson Chung-Shun LAM 林钟逊 – President, AIIPS; Partner, Hui & Lam LLP

